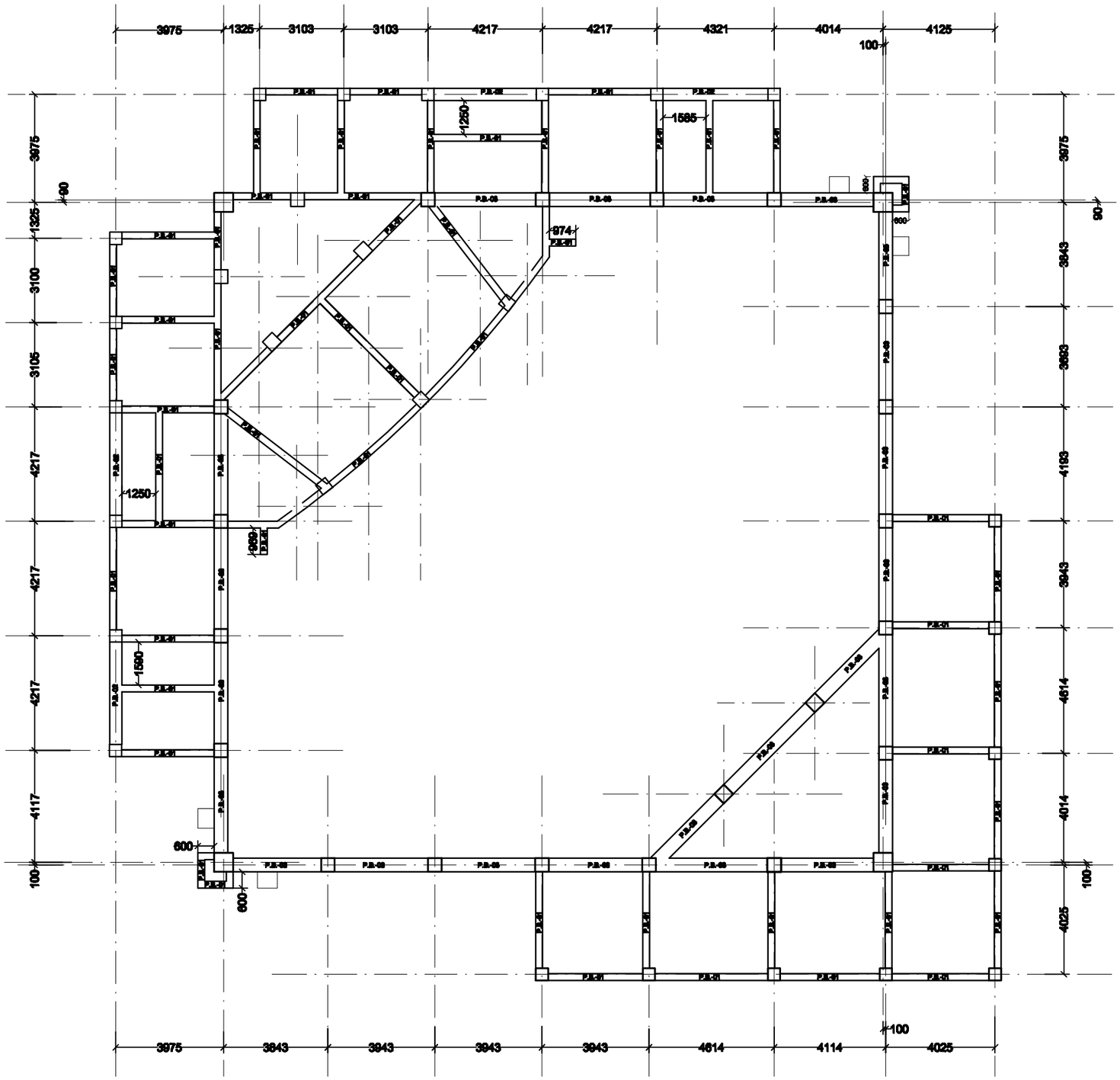

LAYOUT OF PLINTH BEAM

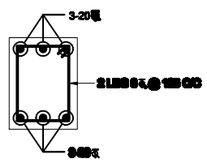

TYPICAL PLINTH BEAM SECTION
(T.B.-01) (SIZE 250 X 600)

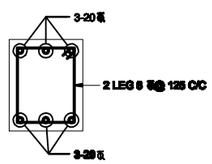

TYPICAL PLINTH BEAM SECTION
(T.B.-02) (SIZE 450 X 600)

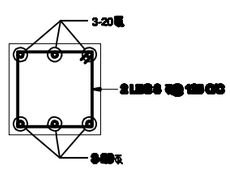

TYPICAL PLINTH BEAM SECTION
(T.B.-03) (SIZE 500 X 600)

THIS DRAWING IS A COPYRIGHT. CONTENTS OF THE DRAWING OR PART THEREOF MAY NOT BE USED OR REPRODUCED WITHOUT THE PERMISSION OF THE RAJKHOWAS AARCHI M.D.ROAD, CHANDMARI, GUWAHATI.

NOTES

1. ALL DIMENSIONS ARE IN M.M UNLESS OTHERWISE SPECIFIED.
2. GRADE OF CONCRETE MIX SHALL BE M20 CONFORMING TO IS-456-2000. UNLESS OTHERWISE NOTED.
3. STEEL GRADE FE500/MM
4. IS INDICATED MS BARS OF GRADE-1 CONFORMING TO IS-432-1966.
5. CLEAR COVER TO REINFORCEMENT:
   BEAM = 25MM.
   COLUMN = 40MM.
   SLAB = 15MM.
6. DEVELOPMENT LENGTHS (IN MM.)
   Ld= DEV.LENGTH IN TENSION =(47Ø)
   Ldc= DEV. LENGTH IN COMPRESSION =(36Ø)
   Ø = BAR DIAMETER
7. THIS DRAWING SHOULD BE READ IN CONJUNCTION WITH ALL OTHER ARCHITECTURAL AND STRUCTURAL DRAWINGS.
8. RE-INFORCEMENT DETAIL IN COLUMN AS PER IS-456-2000 & IS-13920

S.NO.	REVISIONS	DATE
01	01	16.03.2013

REVISIONS

CLIENT

BRAHMAPUTRA CRACKER AND POLYMER LIMITED

PROJECT

PROPOSED CONSTRUCTION OF ADDITIONAL INFRASTRUCTURE AT CISF TOWNSHIP

RECREATION ROOM

SCALE	JOB NO.	
	DEALT BY	
	CHECKED BY	

CLIENT'S SIGN

ARCHITECT'S SIGN

CONSULTANT

ARCHITECTS, ENGINEERS, VALUERS & PLANNERS
M.D.ROAD, CHANDMARI, GUWAHATI- 781003
RAJKHOWAS AARCHI

DRAWING TITLE

LAYOUT OF PLINTH BEAM

DRAWING NO.

RAA / CISF / RECREATION ROOM / T / ST- 03